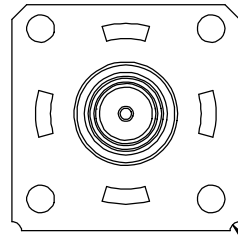
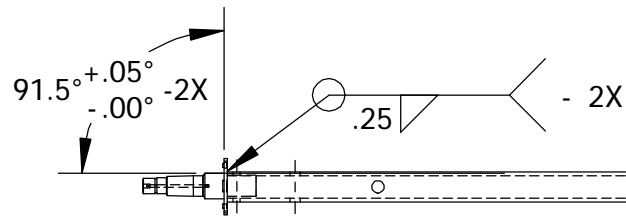
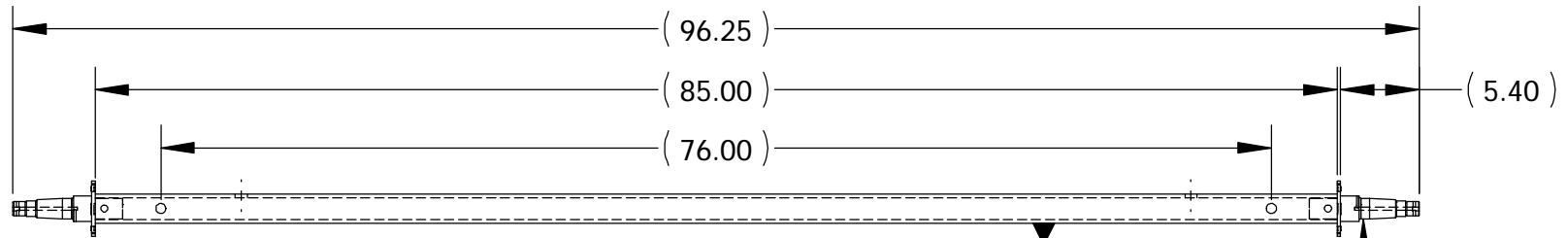


ITEM NO.	PART NUMBER	DESCRIPTION	QTY.
1	100-05642	AXLE TUBE	1
2	218-00013	SPINDLE W/FLANGE	2

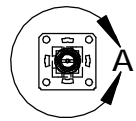


VIEW A

RADII AT BOTTOM



WELD TACK THIS SIDE



ALL DIMENSIONS ARE IN INCHES
UNLESS OTHERWISE STATED
TOLERANCES EXCEPT AS NOTED
DECIMALS:
.X ±0.100
.XX ±0.060
.XXX ±0.030
.XXXX ±0.010

ANGLES:
±1°
ALL FORMED ANGLES
EQUAL 90° UNLESS
NOTED OTHERWISE

() INDICATES REFERENCE

THE INFORMATION IN THIS DRAWING IS THE SOLE
PROPERTY OF KARAVAN TRAILERS, INC. ANY
REPRODUCTION IN PART OR WHOLE WITHOUT
THE WRITTEN PERMISSION OF KARAVAN TRAILERS,
INC. IS PROHIBITED.

APPROVED BY:

DRAWN BY:
DON CASTLE
DATE: 04-15-14
SHEET: 1 OF 1
SCALE: N/A

KARAVAN

TITLE: AXLE WELDMENT

MAT'L: SEE B.O.M.

FINISH: -GL

DWG. #: 300-03168-A

NOTES:
1.) CAPACITY: 3750#

DWG. REV.	ECR/NDR NUMBER	REVISED BY	DATE	DESCRIPTION
A	15741	DLC	04-15-14	DRAWING CREATED

First Piece - In Process Inspection Sheet

Vendor _____

Description: **Axle Weldment**

Part # **300-03168**

Rev. **A**

QA Approval: K. Hopf

JOB# _____

Characteristic	Tol.	Method	Freq.	1st Piece	A/R	2	A/R	3	A/R	4	A/R	5	A/R	6	A/R	7	A/R	Inspected By:	
WELD																			1 /
91.5° - 2X	+.5° -.0°	Protractor	2X per shift																2 /
Use CF132 - 2X	NA	Visual	Every piece																3 /
Weld per print	NA	Visual	Every piece																4 /
Remove all visible weld spatter	NA	Visual	Every piece																5 /