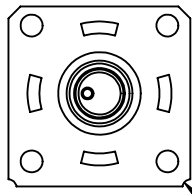
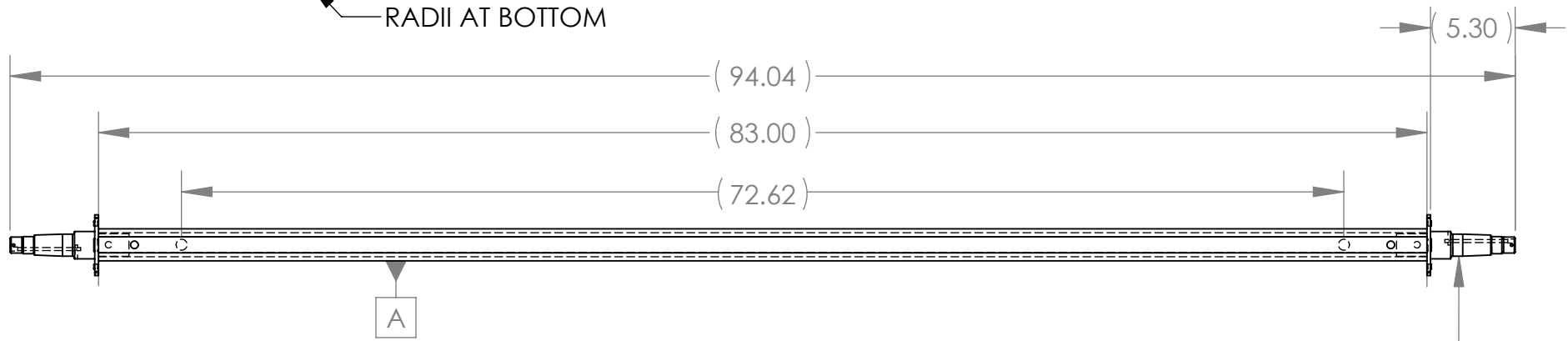


SIDE VIEW



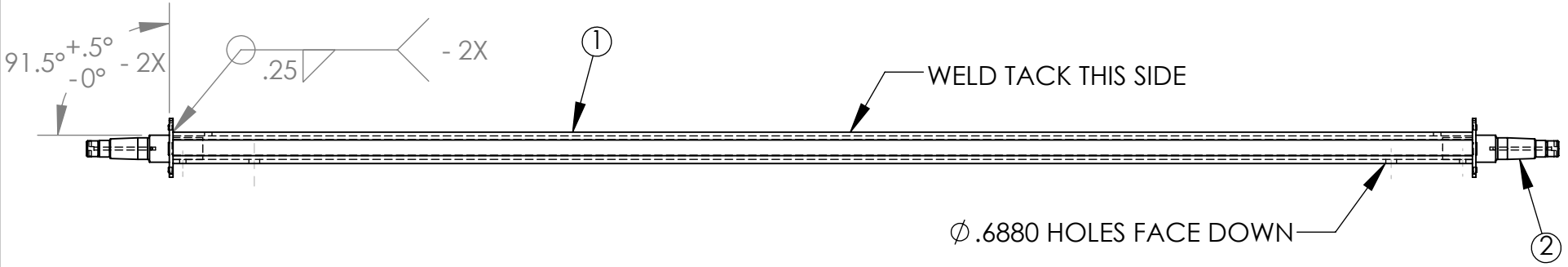
RADI AT BOTTOM

ITEM NO.	PART NUMBER	DESCRIPTION	QTY.
1	100-05031	AXLE TUBE	1
2	218-00013	SPINDLE W/FLANGE	2



(5.30)

// .125° A



NOTES:
1.) CAPACITY: 3750#

ALL DIMENSIONS ARE IN INCHES
UNLESS OTHERWISE STATED
TOLERANCES EXCEPT AS NOTED

DECIMALS:
.X ±0.100
.XX ±0.060
.XXX ±0.030
.XXXX ±0.010

ANGLES:
±1°
ALL FORMED ANGLES
EQUAL 90° UNLESS
NOTED OTHERWISE

() INDICATES REFERENCE

THE INFORMATION IN THIS DRAWING IS THE SOLE
PROPERTY OF KARAVAN TRAILERS, INC. ANY
REPRODUCTION IN PART OR WHOLE WITHOUT
THE WRITTEN PERMISSION OF KARAVAN TRAILERS,
INC. IS PROHIBITED

APPROVED BY:
~ ~ ~

DRAWN BY:
MATTHEW J. HEINEN

DATE:
12/21/2012

SHEET:
1 OF 1

SCALE:
N/A



TITLE:
AXLE WELDMENT

MATL:
SEE B.O.M.

FINISH:
-BL, -ZN

DWG. #:
300-02826-A

DWG. REV.	ECR/NDR NUMBER	REVISED BY	DATE	DESCRIPTION
A	15584	MJH	04-21-08	NEW WELDMENT DRAWING CREATED.