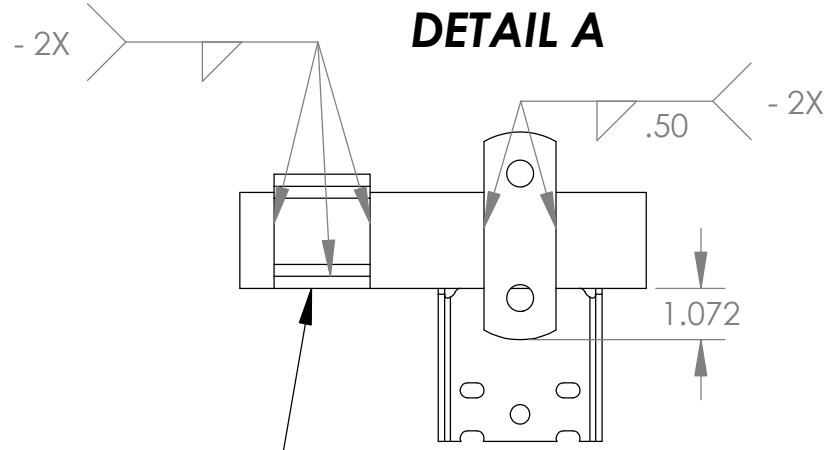
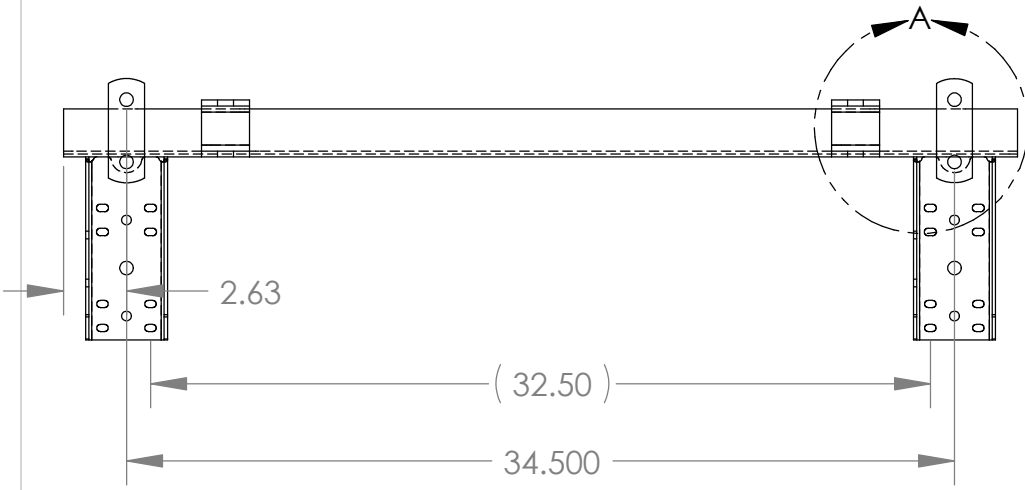
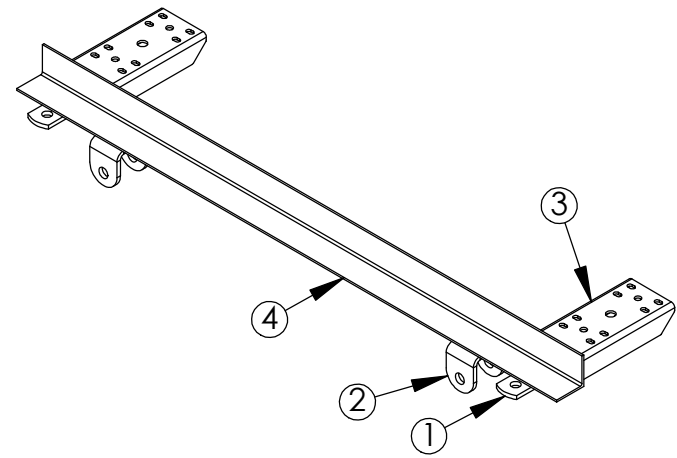
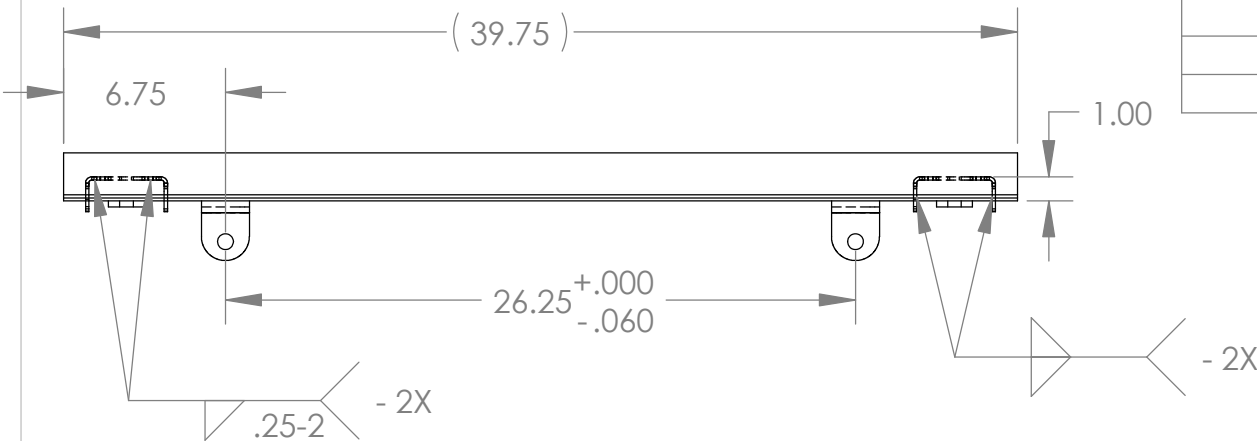


ITEM NO.	PART NUMBER	DESCRIPTION	QTY.
1	100-00089	BACKING PLATE	2
2	100-00492	SPRING HANGER	2
3	100-01760	FENDER BRACKET	2
4	221-00014	ANGLE	1



SPRING HANGER BRACKET SHOULD BE WELDED FLUSH TO THIS SIDE

ALL DIMENSIONS ARE IN INCHES
UNLESS OTHERWISE STATED
TOLERANCES EXCEPT AS NOTED

DECIMALS:
.X ±0.100
.XX ±0.060
.XXX ±0.030
.XXXX ±0.010

ANGLES:
±1°
ALL FORMED ANGLES
EQUAL 90° UNLESS
NOTED OTHERWISE

() INDICATES REFERENCE

THE INFORMATION IN THIS DRAWING IS THE SOLE
PROPERTY OF KARAVAN TRAILERS, INC. ANY
REPRODUCTION IN PART OR WHOLE WITHOUT
THE WRITTEN PERMISSION OF KARAVAN TRAILERS,
INC. IS PROHIBITED.

APPROVED BY:

DRAWN BY:
MCK ARNDT

DATE:
07-18-06

SHEET:
1 OF 1

SCALE:
N/A

KARAVAN

TITLE: SPRING HANGER WELD

MATL: SEE B.O.M.

FINISH: -BL, -GL, -ZN

DWG. #: **300-01738-A**

DWG. REV.	ECR/NDR NUMBER	REVISED BY	DATE	DESCRIPTION
A/1	14592	MH	05-12-08	UPDATED WELD SYMBOLS
A	13582	NLA	07-18-06	NEW DRAWING

First Piece - In Process Inspection Sheet

Vendor _____

Description: **Spring Hanger Weldment**

Part # **300-01738**

Rev. **A/1**

QA Approval: K. Boomsma

JOB# _____

Characteristic	Tol.	Method	Freq.	1st Piece	A/R	2	A/R	3	A/R	4	A/R	5	A/R	6	A/R	7	A/R	Inspected By:	
6.75	± .060	Tape	2x per shift															1	/
26.250	+ .000 - .060	Tape	2x per shift															2	/
1.00	± .060	Tape	2x per shift															3	/
2.63	± .060	Tape	2x per shift															4	/
34.500	± .030	Tape	2x per shift															5	/
Spring hanger welded flush to this side	NA	Visual	2x per shift															6	/
1.072	± .030	Tape	2x per shift															7	/
Weld per print	NA	Visual	Every piece																
Remove all visible weld spatter	NA	Visual	Every piece																